





Kanteen[®]
SINCE 1950



ICE MACHINES

IM - N SERIES

Cube Size



IM-30CA

Capacity: 30 kgs/day
A.T. 10°C W.T.10°C: 30
Production Capacity:
A.T. 21°C W.T.15°C: 28
A.T. 32°C W.T. 21°C: 25
Bin Capacity: 12
Dimension (mm): 398 (W) x 510 (D) x 695 (H)
Shipping weight (kgs): 49



IM-45CA

Capacity: 47 kgs/day
A.T. 10°C W.T.10°C: 47
Production Capacity:
A.T. 21°C W.T.15°C: 44
A.T. 32°C W.T. 21°C: 38
Bin Capacity: 15
Dimension (mm): 660 (W) x 570 (D) x 695 (H)
Shipping weight (kgs): 65



IM-45CNE

Capacity: 44 kgs/day
A.T. 10°C W.T.10°C: 44
Production Capacity:
A.T. 21°C W.T.15°C: 40
A.T. 32°C W.T. 21°C: 32
Bin Capacity: 15
Dimension (mm): 633 (W) x 511 (D) x 690 (H)
Shipping weight (kgs): 56



IM-65NE LM

Capacity: 63 kgs/day
A.T. 10°C W.T.10°C: 63
Production Capacity:
A.T. 21°C W.T.15°C: 56 46 26 633 (W) x 506 (D)
A.T. 32°C W.T. 21°C: x 860 (H) 61
Bin Capacity:
Dimension (mm):
Shipping weight (kgs):



IM-65NE Q

Capacity: 26 kgs/day
A.T. 10°C W.T.10°C: 26
Production Capacity:
A.T. 21°C W.T.15°C: 24
A.T. 32°C W.T. 21°C: 20
Bin Capacity: 17
Dimension (mm): 633 (W) x 506 (D) x 860 (H)
Shipping weight (kgs): 66



IM-130A

Capacity: 126 kgs/day
A.T. 10°C W.T.10°C: 126
Production Capacity:
A.T. 21°C W.T.15°C: 125
A.T. 32°C W.T. 21°C: 100
Bin Capacity: 52
Dimension (mm): 660 (W) x 570 (D) x 1200 (H)
Shipping weight (kgs): 98



IM-240NE

Capacity: 220 kgs/day
A.T. 10°C W.T.10°C: 220
Production Capacity:
A.T. 21°C W.T.15°C: 205
A.T. 32°C W.T. 21°C: 160
Bin Capacity: 110
Dimension (mm): 704 (W) x 665 (D) x 1510 (H)
Shipping weight (kgs): 128



IM-220AA

Capacity: 185 kgs/day
A.T. 10°C W.T.10°C: 185
Production Capacity:
A.T. 21°C W.T.15°C: 170 155 Various 560 (W) x
A.T. 32°C W.T. 21°C: 639 (D) x 775 (H) 76



Kanteen[®]
SINCE 1950

FM - FLAKES \ NUGGET ICE



FM-80KE/N

Capacity: 65 kgs/day
 A.T. 10°C W.T.10°C: 65
 Production Capacity:
 A.T. 21°C W.T.15°C: 55
 A.T. 32°C W.T. 21°C: 45
 Bin Capacity: 32
 Dimension (mm): 640 (W) x 600 (D) x 800 (H)
 Shipping weight (kgs): 75



FM-150KE/N

Capacity: 140 kgs/day
 A.T. 10°C W.T.10°C: 140
 Production Capacity:
 A.T. 21°C W.T.15°C: 120
 A.T. 32°C W.T. 21°C: 100
 Bin Capacity: 32
 Dimension (mm): 640 (W) x 600 (D) x 800 (H)
 Shipping weight (kgs): 82

FM-300AKE/N

Capacity: 270 kgs/day
 A.T. 10°C W.T.10°C: 270
 Production Capacity:
 A.T. 21°C W.T.15°C: 225
 A.T. 32°C W.T. 21°C: 180
 Bin Capacity: Various
 Dimension (mm): 560 (W) x 700 (D) x 780 (H)
 Shipping weight (kgs): 87



Kanteen[®]
 SINCE 1950

FM-480AKE/N

Capacity: 500 kgs/day
 A.T. 10°C W.T.10°C: 430
 Production Capacity:
 A.T. 21°C W.T.15°C: 360
 A.T. 32°C W.T. 21°C: 290
 Bin Capacity: Various
 Dimension (mm): 560 (W) x 700 (D) x 780 (H)
 Shipping weight (kgs): 102

FM-600AKE/N

Capacity: 600 kgs/day
 A.T. 10°C W.T.10°C: 530
 Production Capacity:
 A.T. 21°C W.T.15°C: 460
 A.T. 32°C W.T. 21°C: 400
 Bin Capacity: Various
 Dimension (mm): 560 (W) x 700 (D) x 780 (H)
 Shipping weight (kgs): 114



FM-750AKE/N

Capacity: 590 kgs/day
 A.T. 10°C W.T.10°C: 590
 Production Capacity:
 A.T. 21°C W.T.15°C: 500
 A.T. 32°C W.T. 21°C: 390
 Bin Capacity: Various
 Dimension (mm): 762 (W) x 700 (D) x 780 (H)
 Shipping weight (kgs): 143

FM-1000AKE/N

Capacity: 850 kgs/day
 A.T. 10°C W.T.10°C: 850
 Production Capacity:
 A.T. 21°C W.T.15°C: 730
 A.T. 32°C W.T. 21°C: 590
 Bin Capacity: Various
 Dimension (mm): 762 (W) x 700 (D) x 780 (H)
 Shipping weight (kgs): 156



- Solid Stainless Steel Auger
- Sealed Gear Housing
- Auto Flush Function
- Carbon Auger Bearings



KM - CRESCENT EDGE



KM-40C

Capacity: 43 kgs/day
A.T. 10°C W.T.10°C: 43
Production Capacity:
A.T. 21°C W.T.15°C: 41
A.T. 32°C W.T. 21°C: 33
Bin Capacity: 16
Dimension (mm): 452 (W) x 610 (D) x 842 (H)
Shipping weight (kgs): 50



KM-60C

Capacity: 60 kgs/day
A.T. 10°C W.T.10°C: 60
Production Capacity:
A.T. 21°C W.T.15°C: 56
A.T. 32°C W.T. 21°C: 45
Bin Capacity: 23
Dimension (mm): 605 (W) x 610 (D) x 842 (H)
Shipping weight (kgs): 58



KM-80C

Capacity: 80 kgs/day
A.T. 10°C W.T.10°C: 80
Production Capacity:
A.T. 21°C W.T.15°C: 74
A.T. 32°C W.T. 21°C: 57
Bin Capacity: 34
Dimension (mm): 605 (W) x 712 (D) x 842 (H)
Shipping weight (kgs): 64



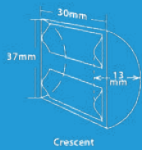
KM-130C

Capacity: 130 kgs/day
A.T. 10°C W.T.10°C: 130
Production Capacity:
A.T. 21°C W.T.15°C: 120
A.T. 32°C W.T. 21°C: 90
Bin Capacity: 55
Dimension (mm): 630 (W) x 719 (D) x 1333(H)
Shipping weight (kgs): 81



Kanteen[®]
 SINCE 1950

Cube Size



Crescent



Individual Hard Clear Crescent Cubes



Dual Stainless Steel evaporator



KMD-201AA

Capacity: 190 kgs/day
A.T. 10°C W.T.10°C: 190
Production Capacity:
A.T. 21°C W.T.15°C: 167
A.T. 32°C W.T. 21°C: 135
Bin Capacity: Various
Dimension (mm): 560 (W) x 625 (D) x 610 (H)
Shipping weight (kgs): 73



KMD-270AA

Capacity: 265 kgs/day
A.T. 10°C W.T.10°C: 265
Production Capacity:
A.T. 21°C W.T.15°C: 248
A.T. 32°C W.T. 21°C: 221
Bin Capacity: Various
Dimension (mm): 560 (W) x 625 (D) x 610 (H)
Shipping weight (kgs): 73



KM-470AJ

Capacity: 495 kgs/day
A.T. 10°C W.T.10°C: 495
Production Capacity:
A.T. 21°C W.T.15°C: 480
A.T. 32°C W.T. 21°C: 380
Bin Capacity: Various
Dimension (mm): 762 (W) x 695 (D) x 825 (H)
Shipping weight (kgs): 136

ICE DISPENSER



Kanteen[®]
SINCE 1950

DCM-60 KE / DCM-120KE

Capacity: 110/230 cups/hour
 A.T. 10°C W.T.10°C: 110/230 cups/hour
 Production Capacity:
 A.T. 21°C W.T.15°C: 99/209 cups/hour
 A.T. 32°C W.T. 21°C: 87/188 cups/hour
 Bin Capacity: 1.9/4
 Dimension (mm): 350 (W) x 585 (D) x 695 (H) / 815 (H)
 Shipping weight (kgs): 56/66

Capcities indicated are indicated are 10°C Water & 10°C Ambient Temp



| | B-301 | B-501 | B-801 |
|-------------|----------|----------|-----------|
| | W: 560mm | W: 760mm | W: 1220mm |
| KMD 201AA | ✓ | ✓ | ✓ |
| KMD 270AA | ✓ | ✓ | ✓ |
| KM 1301SAHE | | | ✓ |
| FM 300AKE | ✓ | ✓ | ✓ |
| FM 480 AKE | ✓ | ✓ | ✓ |
| FM 600 AKE | | ✓ | ✓ |
| FM 750AKE | | ✓ | ✓ |
| FM 1000AKE | | ✓ | ✓ |
| IM-220AA | ✓ | ✓ | ✓ |

OPTIONAL BINS

B-301/ B-501/ B-801

Capacity:
144/217/348 kgs
 Dimensions:
820 (D) x 1016 (H)



B-301



B-501



B-801

WESTERN ICE MACHINE

Kanteen[®]
SINCE 1950

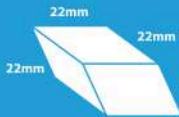


WOI 30H

| | |
|--------------------------|--|
| Ice Shape (mm): | Cube (22 x 22 x 22) |
| Cap / Day (kgs): | 26.3 (210C Ambient & 150C Inlet Water Temp.) |
| Storage Capacity: | 9.5 kg |
| Dimensions (mm): | 415 (W) x 467 (D) x 768 (H) (with 25mm leg) |
| Net Weight: | 38 kg |
| Power Supply: | 230V Ac/50Hz |



Rhombic Shapes Ice



WOI-45

| | |
|--------------------------|--|
| Ice Shape (mm): | Cube (22 x 22 x 22) |
| Cap / Day (kgs): | 36.5 (210C Ambient & 150C Inlet Water Temp.) |
| Storage Capacity: | 15 kg |
| Dimensions (mm): | 550 (W) x 596 (D) x 897 (H) (with 90mm leg) |
| Net Weight: | 45 kg |
| Power Supply: | 230V Ac/60Hz |

The Ice makers are designed to operate in an ambient temperature of 38°C and 75% RH

Kanteen[®]
SINCE 1950



WOI-80

| | |
|--------------------------|--|
| Ice Shape (mm): | Cube (22 x 22 x 22) |
| Cap / Day (kgs): | 67.1 (210C Ambient & 150C Inlet Water Temp.) |
| Storage Capacity: | 32 kg |
| Dimensions (mm): | 660 (W) x 708 (D) x 1084 (H) (with 90mm leg) |
| Net Weight: | 63 kg |
| Power Supply: | 230V Ac/60Hz |

WOI-125

| | |
|--------------------------|--|
| Ice Shape (mm): | Cube (22 x 22 x 22) |
| Cap / Day (kgs): | 98.5 (210C Ambient & 150C Inlet Water Temp.) |
| Storage Capacity: | 43.6 kg |
| Dimensions (mm): | 660 (W) x 708 (D) x 1232 (H) (with 90mm leg) |
| Net Weight: | 66 kg |
| Power Supply: | 230V Ac/60Hz |



The Ice makers are designed to operate in an ambient temperature of 38°C and 75% RH


sales@kanteenindia.com

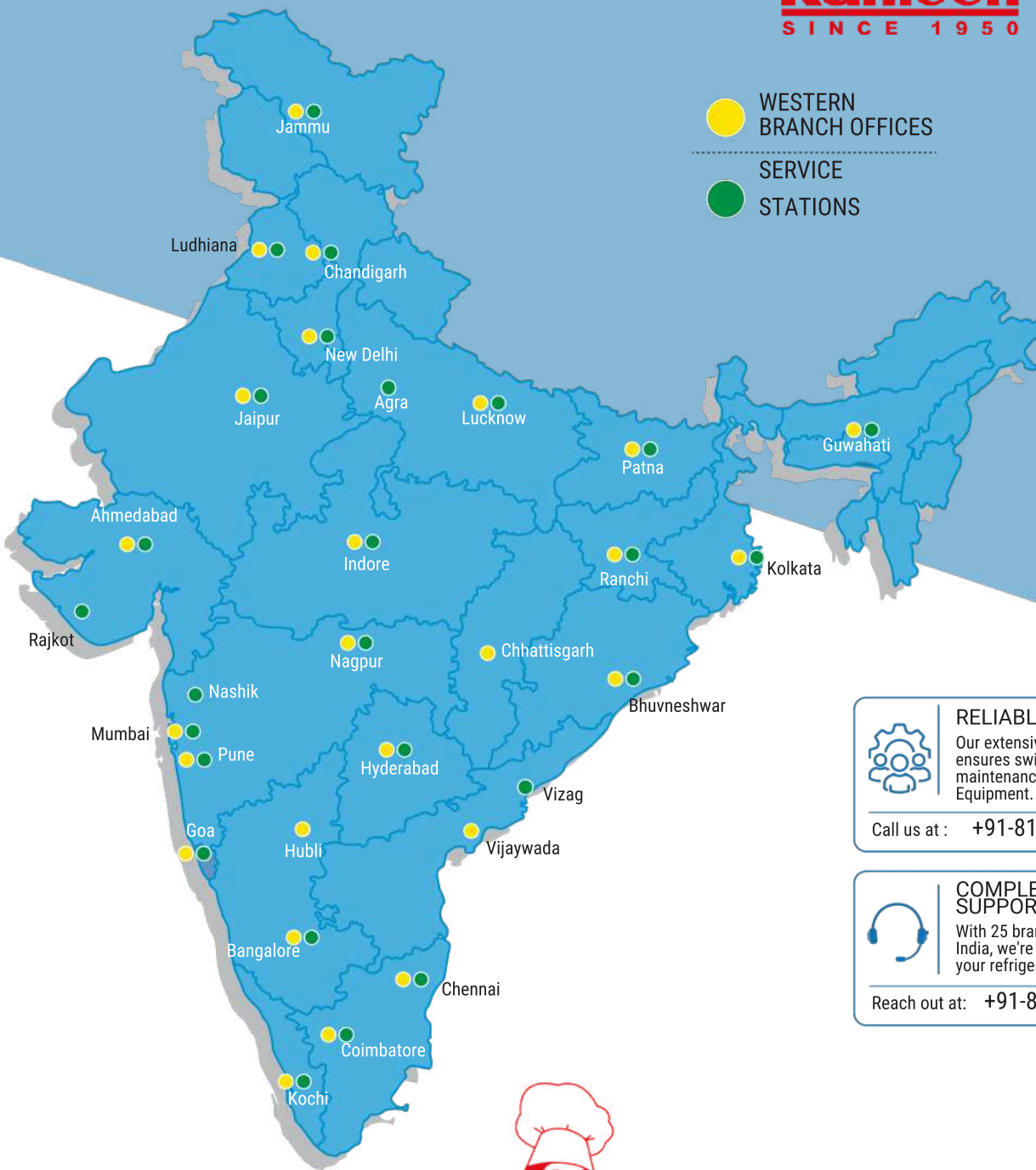
www.kanteenindia.com

+91-8100-777-000

Kanteen[®]
SINCE 1950



-  WESTERN BRANCH OFFICES
-  SERVICE STATIONS



 **RELIABLE SERVICE**
Our extensive service network ensures swift service and maintenance for all Western Equipment.
Call us at: **+91-8100-777-000**

 **COMPLETE SALES SUPPORT**
With 25 branches across India, we're here to fulfill all your refrigeration needs.
Reach out at: **+91-8100-777-000**



KANTEEN INDIA EQUIPMENTS CO.

CB-59, Sector 1, Salt Lake City, Kolkata 700064, WB, India

Customer Care: +91-8100-777-000

E-mail: sales@kanteenindia.com | service@kanteenindia.com

Website: www.kanteenindia.com



**WANT TO KNOW MORE?
SCAN HERE!**